

SINGLE-PHASE GLASS BRIDGE

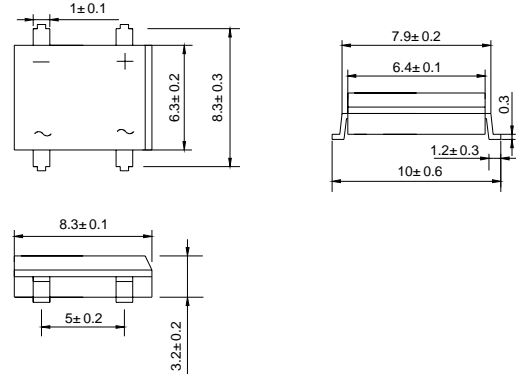
DB101S THRU DF107S SERIES 50 to 1000 V 1.0 A



Features

- ◇ Rating to 1000V PRV
- ◇ Surge overload rating to 30 Amperes peak
- ◇ Ideal for printed circuit board
- ◇ Reliable low cost construction utilizing molded plastic technique results in inexpensive product
- ◇ Lead solderable per MIL-STD-202 method 208
- ◇ Lead: silver plated copper, solderde plated
- ◇ Plastic material has UL flammability classification 94V-O
- ◇ Polarity symbols molded on body
- ◇ Weight: 0.016 ounces,0.45 grams

DB-S



Dimensions in millimeters

MAXIMUM RATINGS AND ELECTRICAL CHARACTERISTICS

Ratings at 25°C ambient temperature unless otherwise specified.

Single phase, half wave, 60 Hz, resistive or inductive load. For capacitive load, derate by 20%.

		DB 101S	DB 102S	DB 103S	DB 104S	DB 105S	DB 106S	DB 107S	UNITS
Maximum recurrent peak reverse voltage	V_{RRM}	50	100	200	400	600	800	1000	V
Maximum RMS voltage	V_{RMS}	35	70	140	280	420	560	700	V
Maximum DC blocking voltage	V_{DC}	50	100	200	400	600	800	1000	V
Maximum average forward Output current @ $T_A=40^\circ\text{C}$	$I_{F(AV)}$	1.0							A
Peak forward surge current 8.3ms single half-sine-wave superimposed on rated load	I_{FSM}	30.0							A
Maximum instantaneous forward voltage at 1.0 A	V_F	1.1							V
Maximum reverse current @ $T_A=25^\circ\text{C}$ at rated DC blocking voltage @ $T_A=100^\circ\text{C}$	I_R	10.0 1.0							μA mA
Operating junction temperature range	T_J	- 55 ---- + 150							$^\circ\text{C}$
Storage temperature range	T_{STG}	- 55 ---- + 150							$^\circ\text{C}$

Rating and Characteristic Curves ($T_A=25^\circ\text{C}$ Unless otherwise noted)

DB101S thru DB107S

FIG.1 – TYPICAL FORWARD CURRENT DERATING CURVE

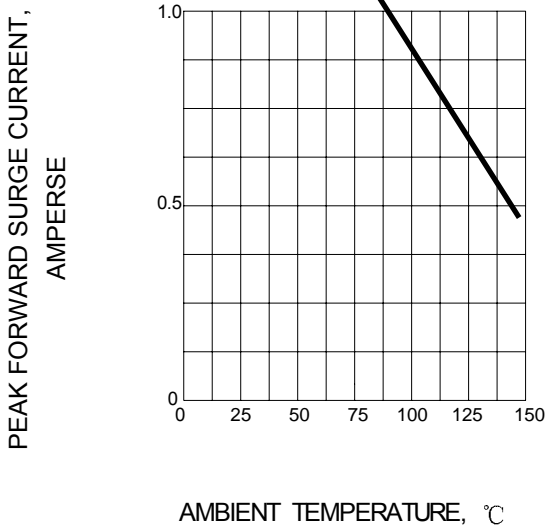


FIG.2 – MAXIMUM NON-REPETITIVE FORWARD SURGE CURRENT

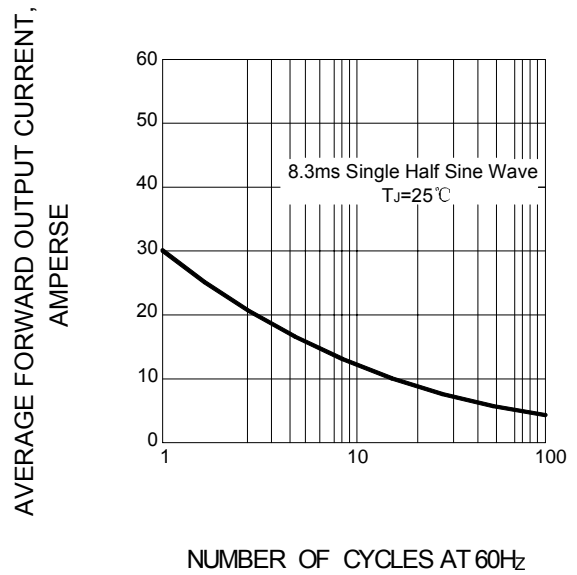


FIG.3 – TYPICAL FORWARD CHARACTERISTIC

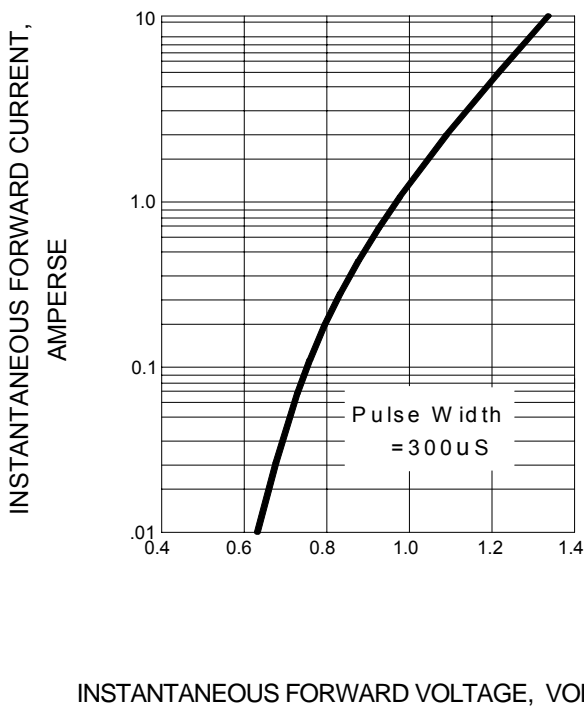


FIG.4 – TYPICAL REVERSE CHARACTERISTIC

